

ALL AREA COMMITTEES September 2012

Title of paper:	WARD PERFORMANCE REPORTS - Q1/Q2/Q3/Q4	
Director(s)/ Corporate Director(s):	Andy Vaughan Director of Neighbourhood Services	Wards affected: ALL
Contact Officer(s) and contact details:	Dorothy Holmes Locality Manager 0115 9150378 dorothy.holmes@nottinghamcity.gov.uk John Marsh Locality Manager John.martsh@nottinghamcity.gov.uk Heidi May Locality Manager Heidi.may@nottinghamcity.gov.uk	
Other officers who have provided input:	Christine Oliver Senior implementation Manager Crime and Drugs Partnership Christine.oliver@nottinghamcity.gov.uk	
Relevant Council Plan theme(s):		
World Class Nottingham		x
Work in Nottingham		x
Safer Nottingham		x
Neighbourhood Nottingham		x
Family Nottingham		x
Healthy Nottingham		x
Leading Nottingham		
Summary of issues (including benefits to customers/service users):		
<p>The attached report IS an initial generic example of what a Performance Report for each Ward within the city is due to look like. Reports will be produced quarterly for each Area Committee. These performance reports provide updates on key issues and themes from Nottingham Plan 2020:</p> <ul style="list-style-type: none"> • Ward priorities • Community engagement • Finance • Safer theme - Crime and anti social behaviour (ASB) • Neighbourhood theme - Environmental issues and Housing • Working theme - Unemployment rates • Health Theme – local health priorities 		
Recommendation(s):		
1	<p>Area Committee note and comment on the initial Area Committee Ward Performance Report outlined in the appendix.</p> <ul style="list-style-type: none"> a) Note the full Ward Performance report is currently under development with key partners. b) The report contains a generic example of data to be included in future reports - not the accurate data for each ward at present. 	

1 BACKGROUND

- 1.1 Neighbourhood Working has been important for a number of years in Nottingham as a means of engaging better with citizens and to drive forward service improvement. On 31 January 2012 the Executive Board, taking into consideration the 'localism' agenda driven by Central Government and the impact on communities of the deepening recession with associated public spending cuts, agreed a new framework for neighbourhood working . The ward performance report is part of this framework.
- 1.2 The Nottingham Plan has a goal that 'public service delivery will be better integrated and appropriately devolved, ensuring more accessible and responsive services for all and giving residents more control over what happens in their neighbourhoods; the Ward Performance report will help to support this.
- 1.3 The Ward Performance Report captures work at a local level to support the Nottingham Plan; it is a short summary of key updates on priorities and issues in the ward. More detailed implementation plans sit behind the report such as the Ward Action Plan, Neighbourhood Action Team's Action Log, Crime Drug Partnership (CDP) plans and other partner's implementation plans.
- 1.4 The Ward Performance Reports will be co-ordinated by Neighbourhood Development Officers every quarter, with input from relevant officers and partners on their respective themes.

2 REASONS FOR RECOMMENDATIONS (INCLUDING OUTCOMES OF CONSULTATION)

- 2.1 Ward performance reports will provide a clear picture of what is happening at a ward level and invite community representatives to comment, debate, and challenge and identify how they can add value to improve their neighbourhoods.
- 2.2 Ward performance reports will also monitor progress in the wards and act as a catalyst for debate about the key performance issues impacting upon the ward on a quarterly basis.

3 OTHER OPTIONS CONSIDERED IN MAKING RECOMMENDATIONS

- 3.1 None

4 FINANCIAL IMPLICATIONS (INCLUDING VALUE FOR MONEY)

- 4.1 None

5 RISK MANAGEMENT ISSUES (INCLUDING LEGAL IMPLICATIONS, CRIME AND DISORDER ACT IMPLICATIONS AND EQUALITY AND DIVERSITY IMPLICATIONS)

- 5.1 None

6 EQUALITY IMPACT ASSESSMENT

Has the equality impact been assessed?

Not needed (report does not contain proposals or financial decisions)

No

Yes— Equality impact Assessment attached

7 **LIST OF BACKGROUND PAPERS OTHER THAN PUBLISHED WORKS OR THOSE
DISCLOSING CONFIDENTIAL OR EXEMPT INFORMATION**

7.1 Neighbourhood Working Framework 2012 CLT report

8 **PUBLISHED DOCUMENTS REFERRED TO IN COMPILING THIS REPORT**

8.1 None

APPENDIX 1

'Dummy Report'

City Wide Example for Feedback

Your Ward

Area Committee Executive Summary

June 2012



Ward Priorities

THEME	PRIORITY	KEY ACTIONS
SAFER	<ul style="list-style-type: none"> To reduce antisocial behaviour – including drinking, drug taking and dealing particularly on parks and open spaces More Neighbourhood Watch Schemes 	<ul style="list-style-type: none"> A Week of Action - Domestic Violence, alcohol and the environment plus other partner activities. Neighbourhood Alert High patrols are being undertaken for alcohol confiscation
NEIGHBOURHOODS	<p>To improve the environment - reduction of dog fouling, Improving local parks. Improve appearance of estate</p> <p>Resolve derelict empty properties and buildings.</p>	<ul style="list-style-type: none"> Dog fouling operation on park NCH and CPO's are working together to identify bins and untidy gardens. EPIC coordinate a pupils, Rangers Programme from Primary take part in regular inspections of the area. Regular Councillor Ward Walks
FAMILIES	More volunteers and activities for young people at local venues	<ul style="list-style-type: none"> Family Community Teams/Epic and partners have an activity Timetable for April to August 2012. To promote activities and events in the area. The Renewal Trust continue to recruit and support local volunteers to work in the community
HEALTH	Raising awareness of health and activities, with a key focus on Domestic Violence	<p>Health Promotion Team - health groups and activities for Heart Health, Cancer and Lifestyle risks alcohol, smoking healthy eating , physical activity, mental health).</p> <p>60 Domestic violence information packs, posters and officers contact details have been distributed to community and other public buildings across the ward.</p>
WORKING	<p>More Jobs, Training and volunteering opportunities</p> <p>More business investment</p>	<p>The Renewal Trust deliver;</p> <ul style="list-style-type: none"> Childcare Voucher Scheme: Residents grant for tools, licenses and clothing to help people into work and training. Job Shop –Work Club every Tuesday at the Joint Service Centre Enterprise Coaching Service: Provides advice to local start up businesses and other small businesses in the area. Another aspect is to help support and develop community organizations and community businesses in the area. Renewal Trust Business Centre: Three business centre's provide 46 office units for rent to local business.

Community Engagement

Ward Walks

Area/Estate	Date/Time	Meeting Point
Named Road	4 th August 5pm to 6.30pm	Bottom of Named Road
Named Road	8 th August 5pm to 6.30pm	Community Centre
Area	12 th September 5pm to 6.30pm	Bottom of Named Road

Community Meetings

Group	Date	Venue
Community group	4 th August 1pm	Community centre
Local issues meeting	18 th August 6.30 to 8pm	United Reform Church
Local issues meeting	11 th August 7pm to 8.30pm	Named Centre
Friend of Area play area	18 th August 6pm to 7pm	Academy, Named Road
Local issues meeting	25 th August 6.30pm to 8.30pm	Library
Area Tenants and Residents	24 th August	Church

Community Engagement

Events Delivered

Event	Lead Partners	Date/Time	Venue
Area Festival Week – a range of activities with final parade and festival event	Area Festival Committee Renewal Trust Councillors	W/C 27th August Final festival event 7 th September 11am to 12 noon	Various venues with final event of Park
Gala	Friends of Area	18 th August	Park
Area fun day and play scheme	Tenants Outreach Programme	15 th August and weekly activities	Park

Future Events and Activities Planned

Event	Lead Partners	Date/Time	Venue
Local Democracy Week – Councillors stall/surgery	Councillors Locality Management	17 th October 9-11 am	Named Road
Week of Action – A series of events/actions around Environmental issues	Locality Management Police, Community Protection, NCH, TRA	Week commencing 15 th October	Key hotspots in Area
Young peoples activities	Locality Management Renewal Trust	September	Community Centre

Finance

Ward Councillor Budgets

Total Amount allocated this period £4,500

Budget Remaining Unallocated £26,000 (inc of 2012-13 allocation)

Area Capital Fund

Total Amount allocated this period £69,600

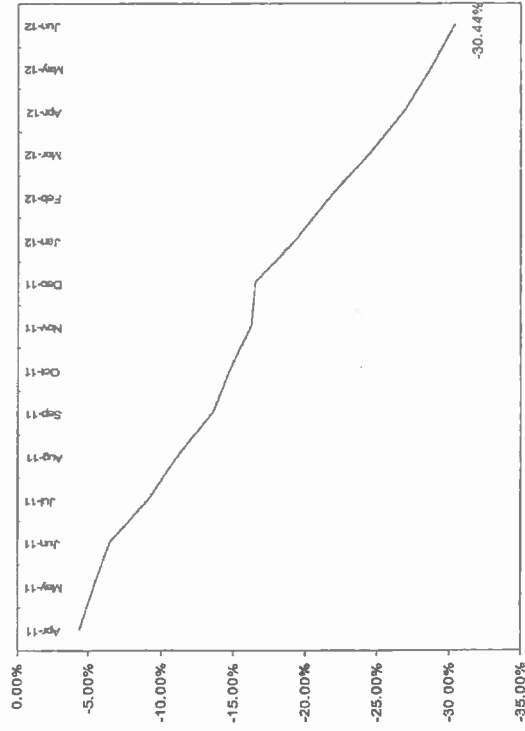
Budget Remaining Unallocated £54,400 (inc of 2012-13 allocation)

Others – Section 106, NCH Environmentals, Other Funding

None this period

Crime

% Change over 2010/11 Baseline (Rolling 12 Month Totals)



RED		
AMBER		
GREEN*	31 less crimes	-25.4%

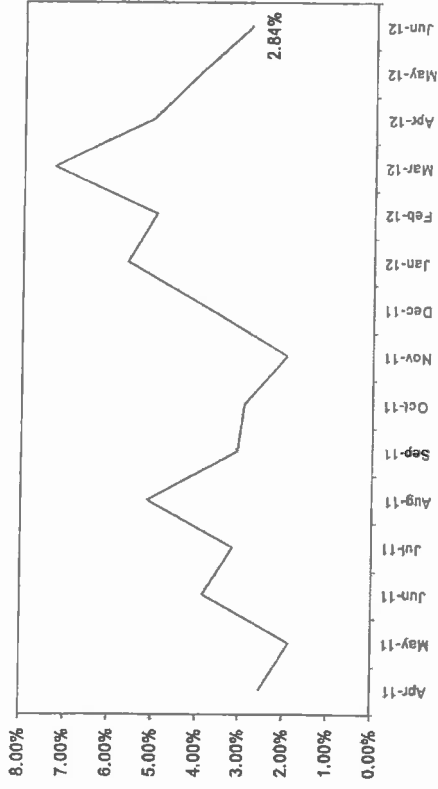
*Refers to June 2012 compared to June 2011

- **All Crime** in Your Ward is showing a decrease over the previous year's month.
- For the year ending 2011/12 All Crime in Your Ward was showing a decrease, and the by looking at the above Graph this shows that All Crime is down **-30.4%** against the 2010/11 Baseline.
- The Baseline graph highlights a decrease by a sizeable amount and that the current month's performance was not an anomaly
- For the current year; all offences are showing reductions with the exception of 'Theft'. However, this is only up **one** offence

You Ward Contact: Inspector Name

Core ASB

% Change over 2010/11 Baseline (Rolling 12 Month Total)



RED	
AMBER	
GREEN*	14 fewer calls
	-10.1%

*June 2012 compared to June 2011

- **Core ASB** is showing a reduction compared to the previous year's month
- Your Ward ended the year 2011/12 recording an increase on the previous year by +7%. However since this high point (as seen via the Baseline graph) there has been a decrease, with June ending on +3% over a 2010/11 baseline.
- In June, of the three ASB types: 10% of ASB calls were tagged as ASB Environmental, ASB Personal 11% and ASB Nuisance 78%.
- This hierarchy of calls is in keeping with the City's numbers, although the proportion of ASB Nuisance and Environmental calls are *slightly* higher than what the City's percentage was, with ASB Personal lower.

Your Ward ASB Contact: Inspector Name

Graffiti Reports

RED	
AMBER	
GREEN	6 fewer reports -50%

Fly Tipping

RED	
AMBER	
GREEN	4 fewer reports -11%

Cleanliness Index

RED	
AMBER	
GREEN	83 1 point increase

- All data refers to a comparison with the previous year's month
- It is proposed that performance over time graphs be used for each indicator
- Historic data for comparison is not available for dog fouling

Unemployment Rate

Area	Jun-12		Change in last month		Change in last year		
	Number	Rate	City Rank	Number	%	Number	%
Arboretum	850	7.2	8	-1	-0.1	160	23.2
Aspley	1,209	10.7	1	-13	-1.1	86	7.7
Basford	721	6.5	11	-25	-3.4	16	2.3
Berridge	1,093	7.5	6	0	0	203	22.8
Bestwood	1,011	8.9	4	-25	-2.4	45	4.7
Bilborough	801	7.7	5	-3	-0.4	72	9.9
Bridge	747	7.1	9	-23	-3	39	5.5
Bulwell	1,071	9.8	2	11	1	59	5.8
Bulwell Forest	464	5.1	14	-2	-0.4	22	5
Clifton North	389	4.4	16	-20	-4.9	35	9.9
Clifton South	502	5.7	12	-24	-4.6	18	3.7
Dales	875	7.5	6	-24	-2.7	63	7.8
Dunkirk and Lenton	279	2.6	18	8	3	12	4.5
Leen Valley	348	5	15	-1	-0.3	35	11.2
Mapperley	730	6.6	10	-35	-4.6	46	6.7
Radford and Park	791	4.2	17	-2	-0.3	95	13.6
Sherwood	580	5.4	13	-33	-5.4	13	2.3
St Ann's	1,243	9	3	-21	-1.7	113	10
Wollaton East and Lenton Abbey	143	1.4	20	-3	-2.1	3	2.1
Wollaton West	241	2.6	18	-3	-1.2	28	13.1

Population data, including as a proportion of the city can be added

The table above shows the position of Your Ward regarding its unemployment rate including the numbers unemployed for the last Month and its progress over time.

Housing

Empty properties

	Current Target	2010-11	2011-2012	2012-13 Year to	Status	Long Term Trend
Lettable empty properties Your Ward		16	16	32		
Empty properties awaiting de-commission Your Ward		10	7	7		
Average time taken to re-let empty properties for Your Ward	26	22.71	49.14	34.51		

Estate star ratings

PI Name	Q4 2011/12 Value	Status	Q1 2012/13 Value	Status
Estate star rating - Area 1 in Your Ward	3 star		3 star	
Estate star rating - Area 2 in Your Ward	3 star		3 star	
Estate star rating - Area 3 in Your Ward	3 star		2 star	
Estate star rating - Area 4 in Your Ward	3 star		3 star	
Estate star rating - Area 5 in Your Ward	3 star		3 star	
Estate star rating - Area 6 in Your Ward	3 star		3 star	

PI Status

- Off target
- On target
- Unknown
- Data Only

Long Term Trends

- Improving
- No Change
- Getting Worse

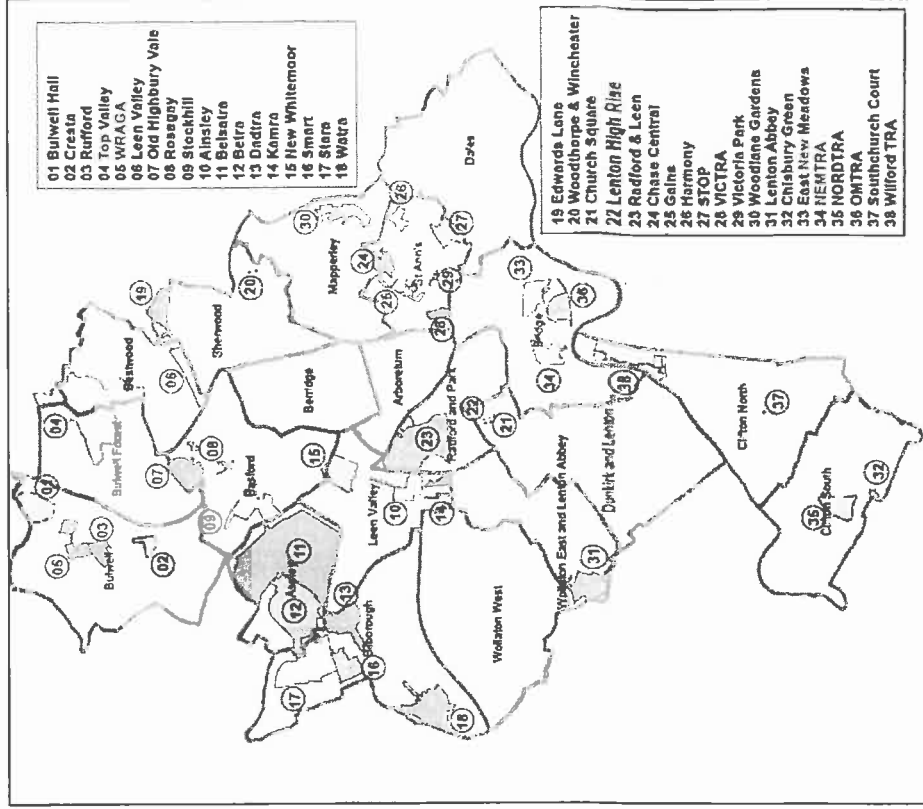
Short Term Trends

- Improving
- No Change
- Getting Worse

Rent collection

	Current Target	2010-11	2011-2012	2012-13 Year to	Status	Long Term Trend
Rent collection - Your Area Office	100%	100.29%	101.92%	100.15%		

Map of Tennant and Resident Associations by Ward



ASB data, Graffiti and Caretaking Data is not currently available by Ward and this is something that is being looked at.

Community Protection

In Your Ward in the last month there were the following court outcomes

- 7 Injunctions – for ASB
- 1 Injunction – for Domestic Abuse
- 1 Possession Order – for ASB
- 1 Breach – of ASB Injunction
- 1 Outright Possession Order – for ASB

Regarding the above, this relates to the home address of the Perpetrator.

FPNs are not currently available at Ward level.

Health

Contact established with Health and meeting set to agree data

School Exclusions

It is anticipated that the number of School Exclusions will be included in this document

Methodology

This document contains a combination of data sources including actual data that has been redacted and 'false data'. The purpose of this document is to provide an idea of what a Ward Report *could* look like.

Regarding the Ward Reports and the use of Crime and ASB it would be proposed that this data be 'mapped' to the Ward boundaries and extracted to provide figures. This is so the City Centre crimes/ASB incidents that fall within the City do not impact on the figures of the Wards that include some of the City Centre

The Crime, ASB and Cleanliness Index scores have been given a RAG rating based on their comparison to the previous year's performance.